

Iron Silent Check Valves

PN16/235PSI/Class 125

Wafer Style, Center-Oriented, Spring Actuated
Flange Dimension to EN1092-2, ANSI B16.1 Class 125



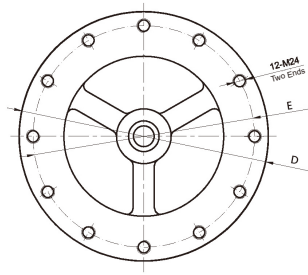
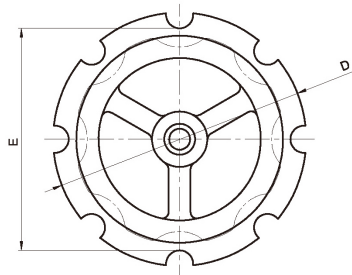
CF600-V
2" - 12"

Hydraulic Pressure Test	
Body	2.4Mpa/24Bar
Seat	1.76Mpa/17.6Bar

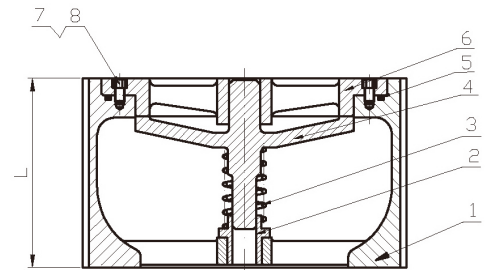
Pressure Ratings	
	1.0 Mpa at 180°C
	1.6 Mpa at -10°C-120°C

Materials List

No	Part	Specification	BS EN	ASTM
1	Body	Cast Iron	BSEN 1561	A126 Class B
2	Bushing	Cast Bronze	1982 CC491K	B62
3	Spring	Stainless Steel	BSEN 10088-1	AISI 304
4	Disc	Cast Bronze	1982 CC491K	B62
5	Sealing Ring	Rubber	NBR/EPDM	NBR/EPDM
6	Seat	Cast Bronze	1982 CC491K	B62
7	Sealing Ring	Rubber	NBR/EPDM	NBR/EPDM
8	Screw	Stainless Steel	BSEN 10088-1	AISI 304



Structure Diagram (12")



Dimensions-Weights

mm		50	65	80	100	125	150	200	250	300
In		2	2 1/2	3	4	5	6	8	10	12
L		67	73	79	102	118	141	165	210	286
D	EN1092-2	108	128	148	178	210	243	336	402	460
	ANSI	108	127	146	178	213	248	343	406	486
E	EN1092-2	106	126	141	161	191	217	271	327	410
	ANSI	100	121	133	171	191	220	276	337	432
Weight	Lbs	7	9	13	22	33	44	86	176	309
	Kg	3	4	6	10	15	20	39	80	140

Notes:

* Silent check valves should be installed at the outlets of pumps.

* Valves may be installed in any positions of horizontal or vertical pipelines. Not applicable to air compression pipelines.